

Notions de grandeur





Exercices :







Petit-Moyen- Grand

Le plus petit







Le plus grand




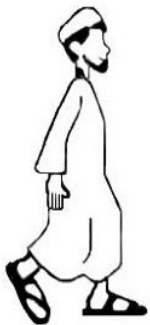


Observe et relie les identiques.






Observe et relie les identiques.





Relie le musulman à la mosquée qui lui convient.






Colorie sur cette ligne, la fleur la plus grande.




Colorie sur cette ligne, la fleur de taille moyenne.




Colorie sur cette ligne, la fleur la plus petite.




Colorie :
en rouge la plus petite bulle de savon,
en bleue la plus grande.



Colorie :
en orange la plus petite étoile,
et en jaune la plus grande.



Colorie la grande image et entoure la plus petite.






Colle les images de la plus petite à la plus grande.

--	--	--

--	--	--

--	--	--



NB : Découpez toutes les images ensemble, et laissez l'enfant retrouver les images identiques afin de les coller selon la consigne.